


# INDU FLOOD GEN2



## Efficiency and versatility for indoor and outdoor area lighting


With multiple combinations of lumen packages and light distributions, INDU FLOOD GEN2 is the ideal tool to provide an efficient multi-purpose lighting solution for industrial environments.

Available in 3 sizes, this compact luminaire perfectly integrates environments to provide the exact lighting requirements for the space to be lit. Delivered with a mounting bracket and also available with a post-top fixation, it can be adjusted on-site for a precise optical control.

It is perfect for replacing fixtures with discharge lamps from 50 to 400W.

INDU FLOOD GEN2 provides a bright white light for excellent visibility and colour perception, delivering value beyond energy savings.

Its robust design, with a high IP rating, guarantees performance for many years to come, even in the harshest conditions.



## Concept

The INDU FLOOD GEN2 range combines the energy efficiency of LED technology with photometric versatility. These floodlights are composed of a two-piece housing made of painted die-cast aluminium. The glass protector is sealed onto the front cover. Mounting by means of a fork enables the inclination to be adjusted. As an option, INDU FLOOD GEN2 offers a knuckle-joint post-top adapter for Ø60mm or Ø76mm spigots. Both mounting options include a graduation system for precise on-site settings.

The three models of the INDU FLOOD range make it perfect for various typical industrial lighting applications: loading bays, storage areas, security checkpoints, stairs, car and lorry parks, access roads and paths. INDU FLOOD GEN2 is also a very efficient and cost-effective lighting solution for indoor and outdoor sports applications (small and mid-size fields).

With various lumen packages and a range of asymmetrical light distributions as well as a high impact resistance and ingress protection, the efficient, versatile and robust INDU FLOOD GEN2 is a no-brainer for site managers looking for an optimised return on investment with a low total cost of ownership.

INDU FLOOD GEN2 includes two metal cable glands (in and out) at the back to enable daisy chain connections between several luminaires. This range of LED floodlights can be controlled via a DALI 2.0 or 1-10V interface.

As an option, INDU FLOOD GEN2 can also be equipped with a motion/daylight sensor for light-on-demand scenarios.



The universal U-bracket includes a graduation system for precise on-site settings.



INDU FLOOD GEN2 provides easy access to the gear compartment.

## TYPES OF APPLICATION

- CAR PARKS
- LARGE AREAS
- INDUSTRIAL HALLS & WAREHOUSES
- SPORT FACILITIES

## KEY ADVANTAGES

- High efficiency with low operating costs
- 3 sizes and multiple light distributions to replace discharge lamps from 50 to 800W
- One design for aesthetic consistency in multi-purpose applications
- High energy savings compared to systems with traditional discharge lamps
- Dimmable for even more energy savings
- Light-on-demand feature with optional motion sensor
- Range of light distributions to ensure the right light
- Fast ROI thanks to long life span and reduced maintenance



The floodlight includes two cable glands at the back (in and out) for daisy chain layout. It is designed for integration with building management systems (DALI 2.0 or 1-10V protocol).



As an option, INDU FLOOD GEN2 can be equipped with a sensor (motion and daylight) for light-on-demand scenarios.

## GENERAL INFORMATION

Recommended installation height	3m to 16m   10' to 52'
Driver included	Yes
CE Mark	Yes
ENEC certified	Yes
ETL/UL certified	Yes
ROHS compliant	Yes
IFS (food & beverage) rev 6.1. compliant	Yes
French law of December 27th 2018 - Compliant with application type(s)	a, b, c, d, e, f, g
Testing standard	LM 79-08 (all measurements in ISO17025 accredited laboratory)

## HOUSING AND FINISH

Housing	Aluminium
Optic	Polycarbonate
Protector	Tempered glass
Housing finish	Polyester powder coating
Standard colour(s)	RAL 7037 dusty grey
Tightness level	IP 66
Impact resistance	IK 09

## OPERATING CONDITIONS

Operating temperature range (Ta)	-30 °C up to +50 °C / -22 °F up to 122 °F
----------------------------------	---

*· Depending on the luminaire configuration. For more details, please contact us.*

## DIMENSIONS AND MOUNTING

AxBxC (mm   inch)	INDU FLOOD GEN2 1 - 390x77x321   15.4x3.0x12.6 INDU FLOOD GEN2 2 - 492x77x421   19.4x3.0x16.6 INDU FLOOD GEN2 3 - 622x90x521   24.5x3.5x20.5
Weight (kg   lbs)	INDU FLOOD GEN2 1 - 5.6   12.3 INDU FLOOD GEN2 2 - 8.8   19.4 INDU FLOOD GEN2 3 - 16.8   37.0
Mounting possibilities	Post-top slip-over – Ø60mm Post-top slip-over – Ø76mm Bracket enabling adjustable inclination

## ELECTRICAL INFORMATION

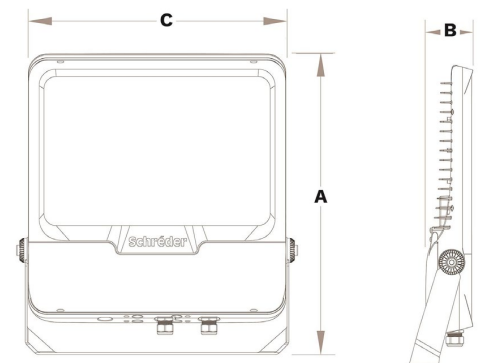
Electrical class	Class 1US, Class I EU
Nominal voltage	120-277V – 50-60Hz 220-240V – 50-60Hz 347-480V – 50-60Hz
Power factor (at full load)	0.95+
Surge protection options (kV)	10
Electromagnetic compatibility (EMC)	EN 55015:2013/A1:2015, EN 61000-3-2:2014, EN 61000-3-3:2013, EN 61547:2009, EN 62493:2015
Control protocol(s)	1-10V, DALI 2.0
Sensor	Motion sensor (optional)

## OPTICAL INFORMATION

LED colour temperature	3000K (Warm White 730) 4000K (Neutral White 740)
Colour rendering index (CRI)	>70 (Warm White 730) >70 (Neutral White 740)
Upward Light Output Ratio (ULOR)	0%

## LIFETIME OF THE LEDS @ TQ 25°C

All configurations	55,000h - L90
--------------------	---------------





Product Name	Product Code	Description	Wattage	Lumens	Lead Time
Indu Flood Size 1	INFLD211740A32D	Indu Flood Size 1, Lumen level 1, 70CRI, CCT 4000K, DALI, RAL 7037, IP66, IK09	31	4237	Ex-Stock
Indu Flood Size 1	INFLD212740A32D	Indu Flood Size 1, Lumen level 2, 70CRI, CCT 4000K, DALI, RAL 7037, IP66, IK09	63	8865	Ex-Stock
Indu Flood Size 2	INFLD224740A32D	Indu Flood Size 2, Lumen level 4, 70CRI, CCT 4000K, DALI, RAL 7037, IP66, IK09	190	26,352	Ex-Stock
Indu Flood Size 3	INFLD237740A32D	INDU FLOOD SIZE 3, LUMEN LEVEL 7, 70CRI, CCT 4000K, DAL,I RAL 7037, IP66, IK09	375	53,846	Ex-Stock